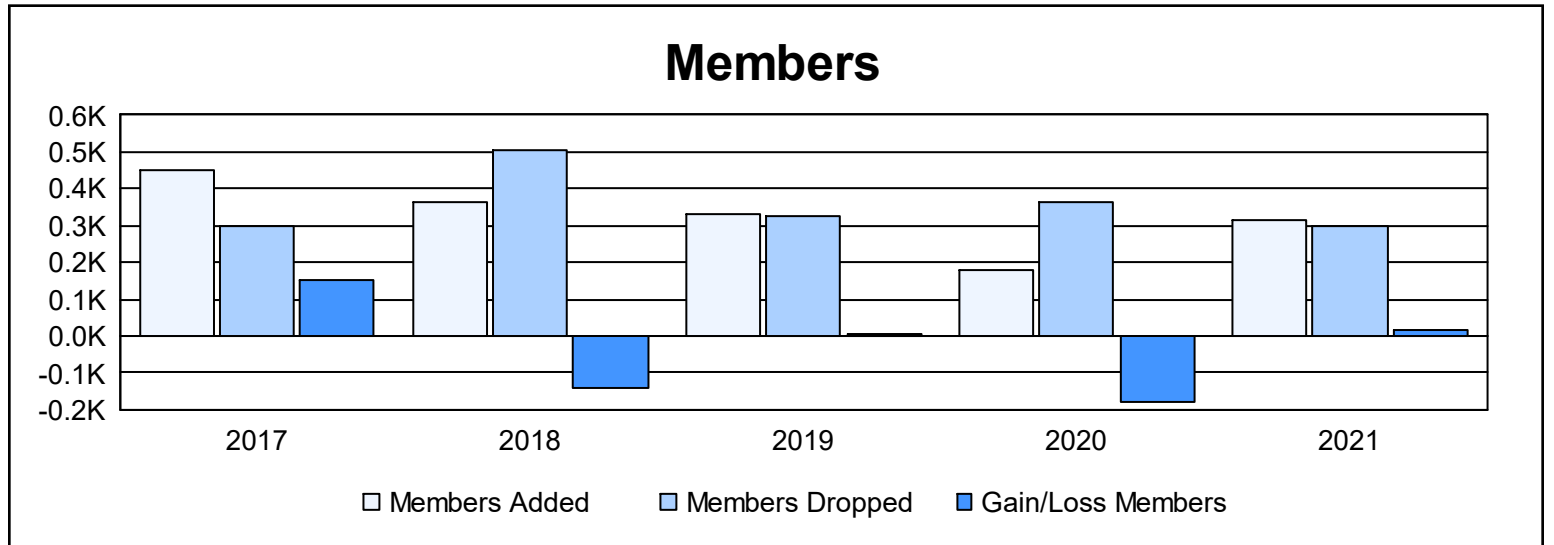
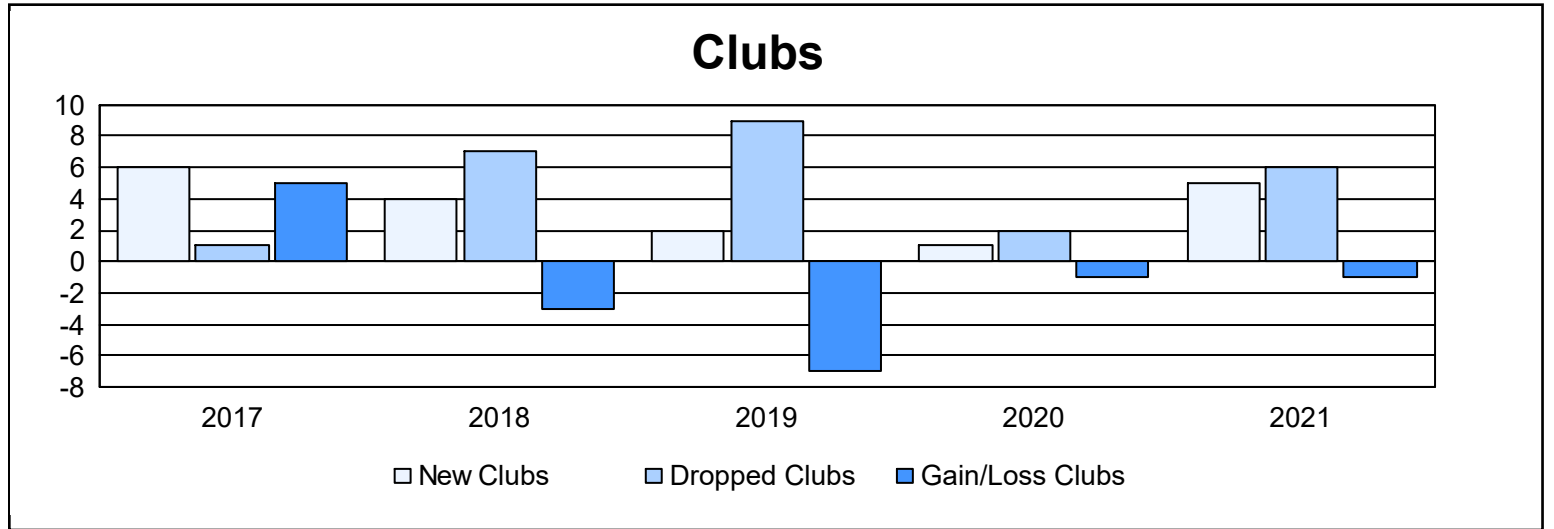
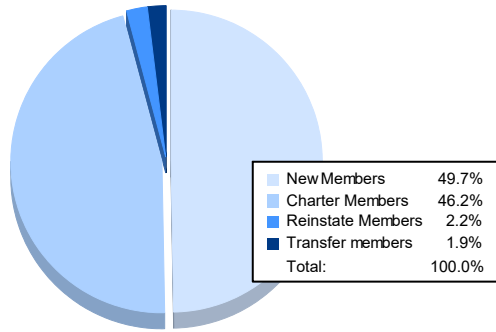


| Year | New Clubs | Dropped Clubs | Gain/ Loss Clubs | New Members | Charter Members | Reinstate Members | Transfer Members | Total Member Added | Total Members Dropped | Gain/ Loss Members |
|----------------|-----------|---------------|------------------|-------------|-----------------|-------------------|------------------|--------------------|-----------------------|--------------------|
| 2016-2017 | 6 | 1 | 5 | 264 | 156 | 22 | 9 | 451 | 300 | 151 |
| 2017-2018 | 4 | 7 | -3 | 208 | 129 | 18 | 10 | 365 | 507 | -142 |
| 2018-2019 | 2 | 9 | -7 | 230 | 76 | 12 | 11 | 329 | 324 | 5 |
| 2019-2020 | 1 | 2 | -1 | 140 | 26 | 7 | 8 | 181 | 362 | -181 |
| 2020-2021 | 5 | 6 | -1 | 156 | 145 | 7 | 6 | 314 | 296 | 18 |
| Average | 4 | 5 | -1 | 200 | 106 | 13 | 9 | 328 | 358 | -30 |



Membership Composition June 2021 Cumulative



Gender Composition June 2021 Cumulative

